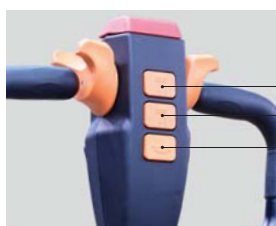


157)


FULLY AUTO HAND PALLET TRUCK

KOMADA CBD15-E /20-E type is Fully Auto hand pallet truck. It adopts the advanced structure such as ring rod lifting system and DC controller, at same time it is equipped with high quality motor, traction battery and pump station motor. It has the characteristics of superior performance, convenient operation, flexible steering, reliable braking, good dynamic performance, less noise, less pollution and beautiful appearance.



Lifting Button
Honk Button
Lowering Button

CBD20-E Operating handle



Lifting Button
Honk Button
Drop Knob

CBD15-E Operating handle




Product code		CBD15-E		CBD20-E		
Drive type		Electric				
Manner of operation		Tramp type				
Load capacity (Q)	kg	1500		2000		
Load centre (c)	mm	600				
Distance between fork backrest and front (x)	mm	944				
Wheel base (y)	mm	1243				
Service weight (without battery)	mm	137		146		
Tire material		PU				
Driving wheel	mm	Ø210 x 70				
Bearing wheel	mm	Ø80 x 60				
Qty of wheel, Front / Rear (x=driving wheel)		1x/4				
Tread (b11)	mm	535				
Lifting height (h3)	mm	200				
Height of handle in operation position (h14)	mm	740/1160				
Lowered fork height (h13)	mm	85				
Overall length (l1)	mm	1603				
Body length (l2)	mm	453				
Overall width (b1 / b2)	mm	685				
Fork size (s/e/l)	mm	50/150/1150				
Fork width (b5)	mm	685				
Ground clearance under mast (m2)	mm	35				
Aisle width for pallets 1000*1200 crossways (Ast)	mm	1804				
Aisle width for pallets 1000*1200 lengthways (Ast)	mm	1854				
Turning radius	Wa	1398				
Driving speed (load/unload)	km/h	4.2/4.5				
Maximum gradeability (load/unload)	%	5/10				
Brake type		Electromagnetic brake				
Drive motor	kW	0.75				
Lift motor	kW	0.8				
Battery (according to DIN 43531/35/36)		No				
Battery voltage / rate capacity	V/Ah	24/20	24/30	24/40	48/15	48/20
Battery weight (±5%)	kg	5.5	7.0	8.2	7.0	8.2
Type of drive control		DC				
Noise level	dB(A)	≤70				
Steering type		Mechanical				

Product colours depends on stock: red / yellow.



CDB20-E - Hydraulic pump type



CDB15-E - Hydraulic pump type